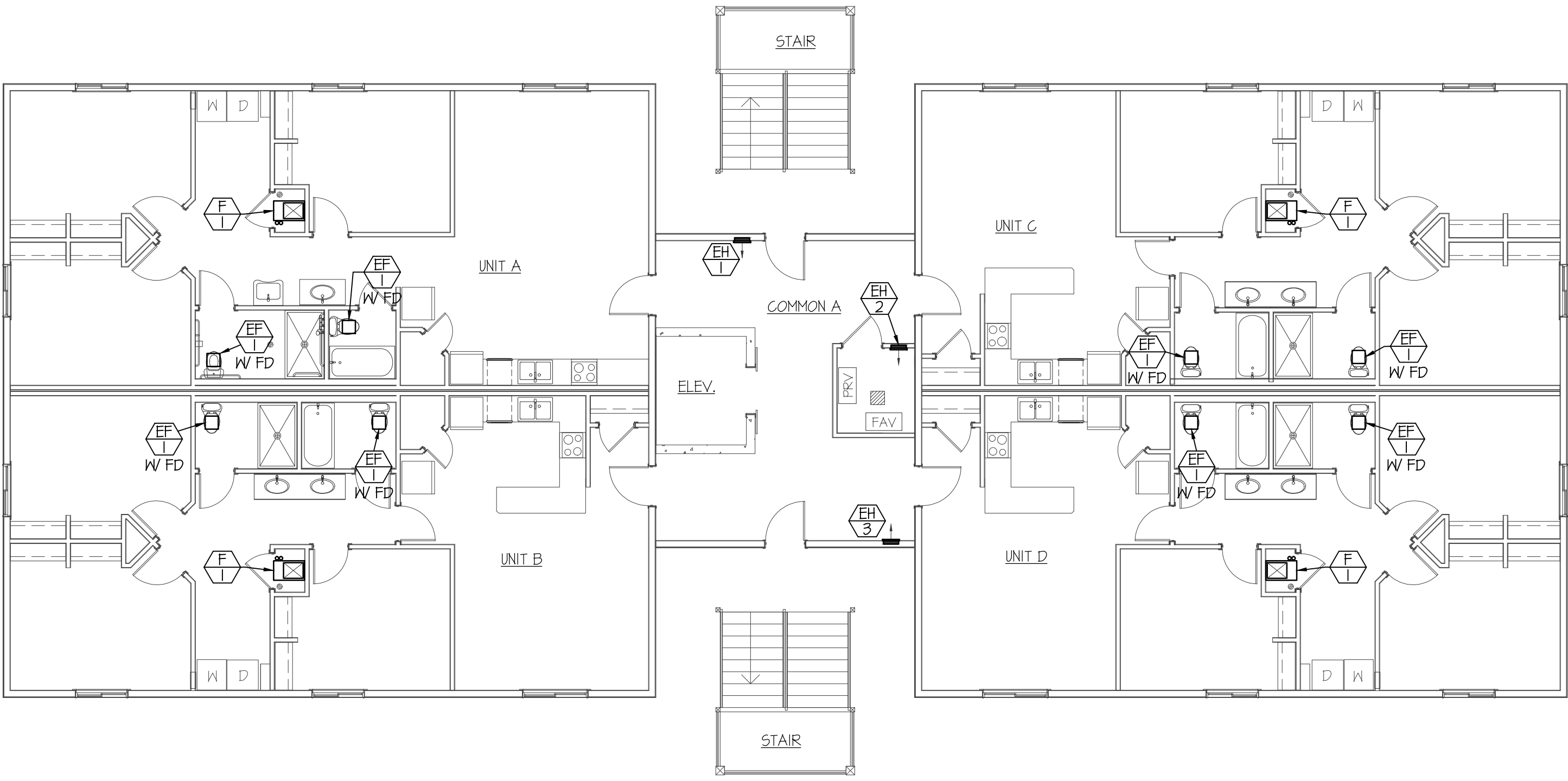


F:\171035 SAVOYE APT\171035 M-L.dwg May 05, 2017 - 12:32pm

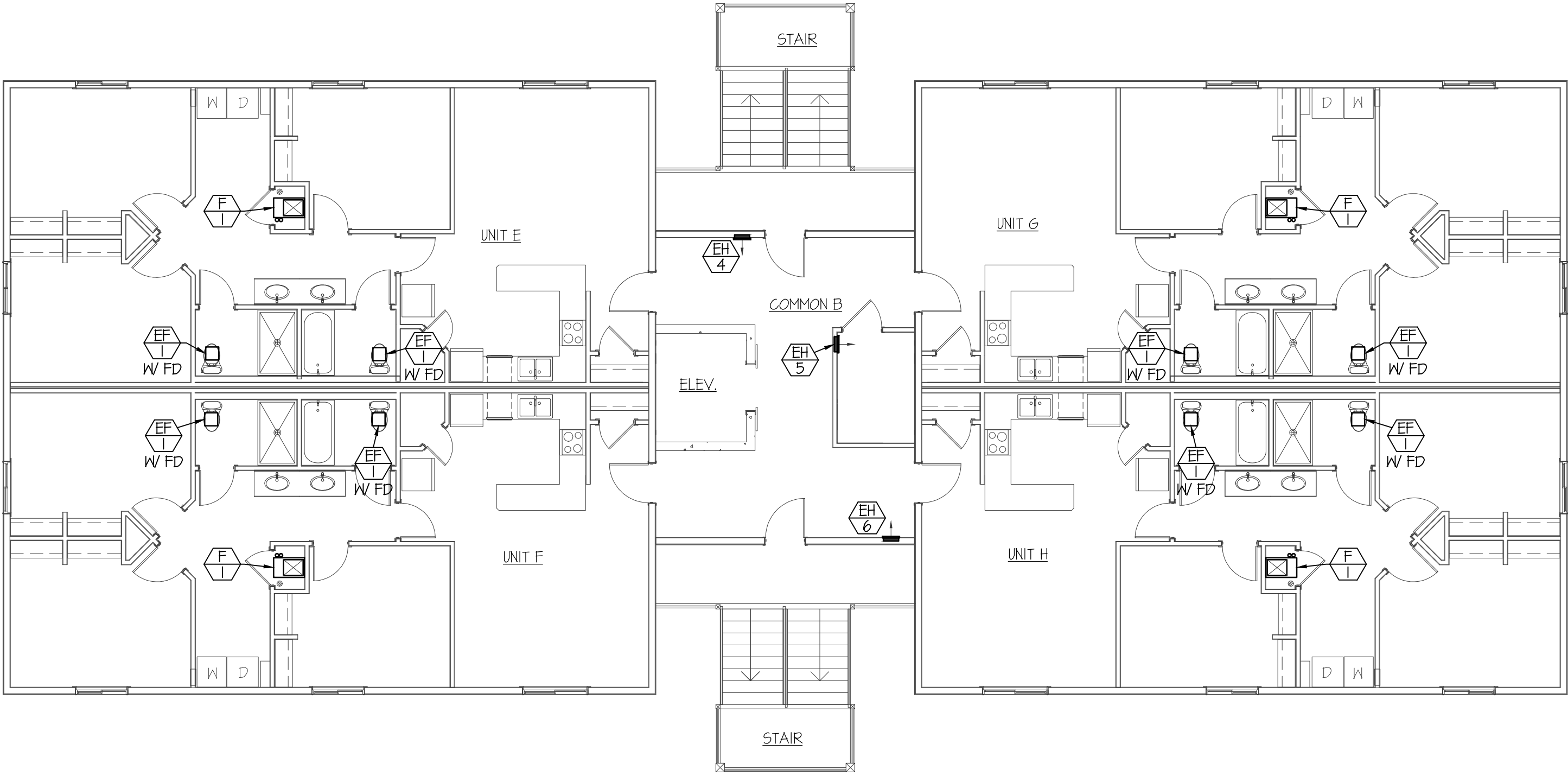


GROUND LEVEL MECHANICAL PLAN

SCALE: 1/8" = 1'-0"

NORTH

SPECIAL NOTE:
SEE LARGE SCALE PLANS ON SHEET M-3 FOR TYPICAL DUCTWORK AND MECHANICAL EQUIPMENT LAY-OUT FOR INDIVIDUAL APARTMENT TYPES.



1ST LEVEL MECHANICAL PLAN

SCALE: 1/8" = 1'-0"

NORTH



Engineered Systems Associates
Mechanical Engineers


Dwayne Sudweeks
1355 East Center - Pocatello, Idaho 83201
Phone: (208) 233-0501 Fax: (208) 233-0529 email: esd@engsystems.com

SAVOYE APARTMENTS
REXBURG, IDAHO

GROUND & 1ST LEVEL MECHANICAL PLANS

PROJECT:

SHEET TITLE:



DRWN. BY:	CKD. BY:
SR	DCS
JOB NO.	DATE:
17035	MAY 2017

ORIGINAL DRAWING SIGNED BY: DWAYNE C. SUDWEES
DATE ORIGINAL SIGNED: MAY 5, 2017
ORIGINAL ON FILE AT ENGINEERED SYSTEMS ASSOCIATES
1355 EAST CENTER, POCA TELLO, IDAHO 83201

SHEET:
M-1
OF: THREE